

Mary and Mamie

A Lap Quilt and Pillow

MATERIALS:

- 1 panel with 6 blocks - each measuring at least 11" x 11"
- ¼ yd EACH of 1 dark print and 1 medium print
- Up to 6 Fat quarters of various light prints to fussy cut - Six 4½" x 4½" blocks
- 1½ yd Inner border (You'll need only ¼ yd if using a fabric with design running across width of fabric rather than length of fabric)
- ½ yd Outer border
- ½ yd Binding
- 1½ yds Backing

For Pillow use an 18" x 18" insert



Mary and Mamie will remind you of your love for sewing with this lovely pattern. They are happy to keep you warm and provide support.

Mary's finished size is 41" x 51" and Mamie will fit an 18" x 18" pillow form.

Mary and Mamie

A Lap Quilt and Pillow



Mary and Mamie

A Lap Quilt and Pillow

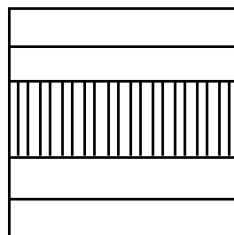
NOTES ABOUT THIS PATTERN

Read entire instructions before beginning. All seam allowances are 1/4" unless indicated differently.

METRIC CONVERSION CHART

1/8 in	0.32 cm	1/8 yd	0.11 m
1/4 in	0.64 cm	1/4 yd	0.23 m
3/8 in	0.95 cm	3/8 yd	0.34 m
1/2 in	1.27 cm	1/2 yd	0.46 m
5/8 in	1.59 cm	5/8 yd	0.57 m
3/4 in	1.91 cm	3/4 yd	0.69 m
7/8 in	2.22 cm	7/8 yd	0.8 m
1 in	2.54 cm	1 yd	0.91 m

PILLOW DIAGRAM




To convert inches into centimeters multiply by 2.54
To convert yards into meters multiply by 0.9144


12 inches = 1 foot 1 foot = .305 meters
3 feet = 1 yard 1 yard = .915 meters



QUILT DIAGRAM




BLOCK DIAGRAM



More patterns from

City Chic Country Mouse



Ethel and Evelyn
A Cozy Sewing Duo



Eileen
A Creative Carrying Case



Ruthie
A Stylish, Handy Half Apron

